

Live tooling for Swiss type lathes



DOOSAN, GILDEMEISTER, HANWHA, NEXTURN, NOMURA,
PROTEO, TORNOS and TSUGAMI machines



“Perfect work requires passion, precision
and well designed and reliable tools.
Madaula’s focus
is to supply these tools to world-wide industry”



Tradition in precision

Since 1956 Madaula has stood for the highest quality and the best reliability of its products.

We have more than 55 years of experience in design, development and manufacture all kind of accessories for the machine tool industry.



Depuis 1956, Madaula est synonyme de la plus haute qualité et de la meilleur fiabilité pour ses produits.

Nous avons plus de 55 ans d'expérience dans la conception, le développement et la fabrication de tous types de accessoires pour l'industrie de la machine-outil.

Dal 1956 Madaula è sinonimo di massima qualità e di grande affidabilità.

Abbiamo più di 55 anni di esperienza nella progettazione, sviluppo e produzione di tutti i tipi di accessori per il settore delle machine utensili.



Innovation and reliability

We're focused on our ability to create products adapted to our customer's needs, reduce their manufacturing cost, thereby improving their competitive edge in the market.

We work to ensure optimally designed, precise, robust and durable products.

We love challenges.

Our goal is to turn your vision into reality and thereby increase your productivity.

Nous nous sommes consacrés sur notre capacité à créer des produits adaptés aux besoins des clients, à réduire leurs coûts de fabrication et ainsi améliorer leur avantage compétitive sur le marché.

Nous travaillons pour créer des produits de conception optimale, durables, robustes et précis.

Nous aimons les défis.

Notre objectif est d'augmenter votre productivité.

Siamo concentrati sulla nostra capacità di creare prodotti adatti alle esigenze dei nostri clienti, ridurre i loro costi di produzione, migliorando in tal modo il loro vantaggio competitivo nel mercato.

Lavoriamo costantemente per progettare in modo ottimale i nostri prodotti per renderli precisi, robusti e durevoli.

Noi amiamo le sfide. Il nostro obiettivo è quello di trasformare la vostra richiesta in realtà e di conseguenza aumentare la vostra produttività.

All over the world

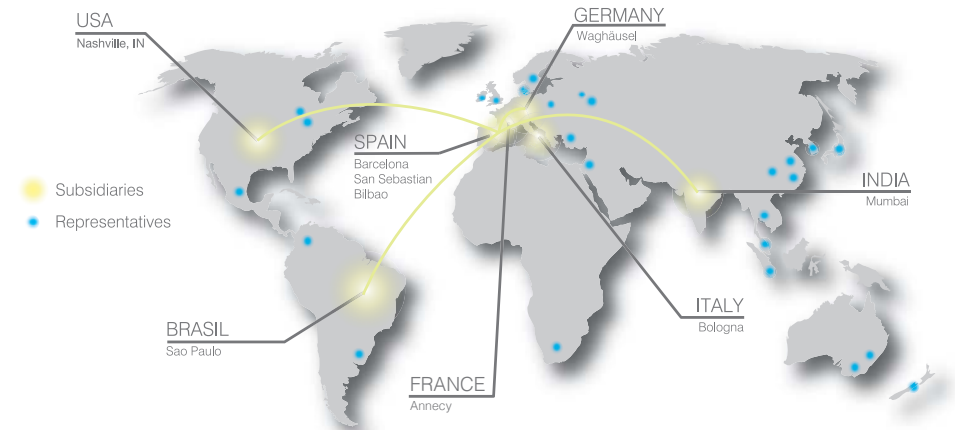


Our head office and factory are located in Barcelona, recognized city throughout the world by the creativity and constant innovation of its industries.

We sell all over the world with subsidiaries in Germany, USA, Italy, France, Brazil and India with representatives all over the world. We export the 80% of our production.

Notre siège social et l'usine sont situés à Barcelone, ville reconnue mondialment par sa créativité et constante innovation. Nous vendons partout dans le globe avec des filiales en Allemagne, USA, Italie, France, Brésil et l'Inde, et avec des représentations dans le monde entier. Nous exportons le 80% de notre production.

La nostra sede principale e lo stabilimento si trova a Barcellona, città riconosciuta in tutto il mondo per la creatività e l'innovazione costante delle sue industrie. Vendiamo in tutto il mondo con filiali in Germania, Stati Uniti, Italia, Francia, Brasile e India con i rappresentanti di tutto il mondo. Esportiamo l'80% della nostra produzione.



New manufacturing facility

We welcome you to our brand new facility designed with modern, bright and eco-friendly architecture which includes open space offices and production area.

Nous avons le plaisir de vous accueillir dans ôtre nouveau bâtiment conçu de façon moderne, lumineux et respectueux de notre environnement qui comprend les bureaux et la production.

Vi diamo il benvenuto alla nostra nuovissima struttura progettata con architettura moderna, luminosa ed eco-friendly, che comprende uffici open space e zona di produzione.



Passion for precision

Precise and rigid manufacture
Adaptable to all types of machines
100% Checked and tested
High speed rotation
Longer tool life

Adjustable coolant nozzle.

Buse orientable pour l'arrosage.
Ugello refrigerante regolabile.

Improved sealing design combining a labyrinth and optimized friction seals to get hermetically sealed spindles.

Amélioration de la conception de l'étanchéité en combinant un labyrinthe et joints à friction optimisée pour obtenir une parfaite étanchéité.


Design migliorato che combina labirinti e guarnizioni di tenuta, ottimizzati per ottenere mandrini ermetici.

Multiple output options.

Multiples options de sortie.
Diverse opzioni di uscita.

Primary labyrinth seal.

Joint à labyrinthe primaire.
Tenuta primaria a labirinto.



5 Hand matched or ground spiral bevel gears to minimize backlash. Smooth and quiet running with higher torque.

Engrenages conique-spirales rectifiés ou rodés pour un jeu minimale.
Fonctionnement souple et silencieux avec un couple élevé.

Abbinato a ingranaggi conici a spirale per ridurre al minimo il contraccolpo.
Fluidi e silenzioso con una coppia più elevata.

6 High precision P4 quality preloaded bearings.

Roulements de haute précision préchargés.
Cuscinetti di alta precisione qualità P4 precaricati.

7 Available with coolant through the spindle up to 80 bar.

Disponibile avec passage du liquide de refroidissement à travers de la broche 80 bar.

Disponibili con refrigerante interno (mandrino) 80 bar.

8 High grade synthetic grease for long life lubrication.

Lubrification à la graisse à longue durée de vie.

Grasso sintetico per la lubrificazione a lunga durata.

Contents

5 DOOSAN

- 5 PUMA ST Series

7 GILDEMEISTER

- 7 SPEED 12/5 Linear, SPEED 12/7 Linear, SPEED 20/8 Linear
- 7 SPEED 20/11 Linear, SPEED 32/10 Linear, SPRINT 20 Linear
- 8 SPRINT 32/42 Linear

9 HANWHA

- 9 XD12/16H, XD 20/26H
- 13 XD 32/35/38-II
- 16 STL 32H/35H/38H
- 18 SL 26/32/35 HP11, SL 26/32/35 HPD, SL 20/26S - SL 20/26H

19 NEXTURN

- 19 SA 20/26/32-D
- 21 SA 12/20/32-B, SA 20/26/32/38-E
- 22 SA 20/26/32/38-P, SA 20/26/32/38-PY
- 25 SA 26/32/45-X

26 NOMURA DS

- 26 CNC NN-20J2

28 PROTEO

- 28 TL 25, TL 42
- 29 WL 42

30 TORNOS

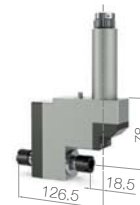
- 30 DECO 20/26, EvoDECO 20/32
- 33 DECO 13, EvoDECO 16
- 36 DECO 7/10, EvoDECO 10
- 38 GAMMA 20/5-20/6




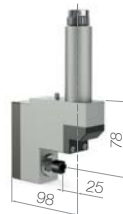
40 TSUGAMI

- 40 BH20/20Z, BH38
- 41 BS20/26/32
- 42 SS20/26/32/32L, HS20/32, B0385/385L
- 44 BN12/20
- 45 S205/206

For information about others machines contact us. Pour informations avec d'autres machines veuillez nous contacter. Per informazioni su altre macchine non esitate a contattarci.



Type	Axial	Axial Speeder	Axial Reducer	Radial Double Output	Radial 2+2 Outputs
Code	DN.000.ST	DN.002.ST	DN.003.ST	DN.008.ST	DN.008.ST-4
	ER-16M	ER-11M	ER-20M	ER-16M	ER-16M
RPM Max	8.000	16.000	4.000	8.000	8.000
	1:1	1:2	2:1	1:1	1:1



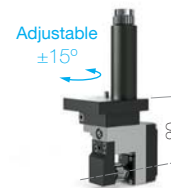
Type	Radial Set-Back	Radial Set-Back Speeder	Radial Adjustable $\pm 90^\circ$	Radial 2 Outputs	Radial 3 Outputs
Code	DN.011.ST	DN.013.ST	DN.021.ST	DN.029.ST	DN.029.ST-3
	ER-16M	ER-11M	ER-11M	ER-16M	ER-16M
RPM Max	8.000	16.000	8.000	8.000	8.000
	1:1	1:2	1:1	1:1	1:1

Symbology



Internal coolant

Speeder

Reducer / Higher torque



Type	Saw-Mill	Polygon Maker Reducer	Thread Whirling ±15°	Thread Whirling ±30°	Gear Hobbing ±15°	Axial Saw-Mill
Code	DN.030.ST	DN.034.ST	DN.035.ST-15	DN.035.ST-30	DN.036.ST	DN.038.ST
	Ø13	Ø12	Cutting head	Cutting head	Ø8 / Ø10	Ø12 / Ø13
RPM Max	8.000	4.000 ↓	8.000	8.000	8.000	4.000 ↓
	1:1	2:1	1:1	1:1	1:1	2:1



Type	Radial "Y" Axis 2 Outputs 0-90°	Radial "Y" Axis 3 Outputs 0-90°	Axial Back Rotary Tool	Radial Set-Back Back Rotary Tool	Tool Holder with Fine "Y" Axis Adjust. ±0.1 mm	Saw-Mill Back Rotary Tool
Code	DN.051.ST-2	DN.051.ST-3	DN.000.ST-BE	DN.011.ST-BE	DN.025.ST-BE	DN.030.ST-BE
	ER-16M	ER-16M	ER-16	ER-16	ER-16M	Ø13
RPM Max	8.000	8.000	6.000	6.000	-	6.000
	1:1	1:1	1:1	1:1	-	1:1

Symbology

- Internal coolant
- Speeder
- Reducer / Higher torque



Type	Axial	Radial	Radial Set-Back	Radial Set-Back Speeder	Radial Set-Back Reducer
Code	GD.000.SPEED	GD.010.SPEED	GD.011.SPEED	GD.013.SPEED	GD.014.SPEED
	ER-16M	ER-16/ER-20 Op.	ER-11M	ER-11M	ER-16M
RPM Max	6.000	6.000	6.000	12.000	3.000
	1:1	1:1	1:1	1:2	2:1






Type	Radial 2 Outputs Speeder	Radial 2 Outputs Speeder	Polygon Maker Reducer	Thread Whirling ±15°	Radial "Y" Axis 0-90°
Code	GD.029.SPEED-A	GD.029.SPEED-B	GD.034.SPEED	GD.035.SPEED	GD.051.SPEED
	ER-11M	ER-11M	Ø13	Cutting Head	ER-16M/ER-20M Op.
RPM Max	12.000	12.000	3.000	6.000	6.000
	1:2	1:2	2:1	1:1	1:1

Symbology

- Internal coolant
- Speeder
- Reducer / Higher torque



Type	Axial	Radial	Radial Set-Back	Radial Set-Back	Radial Set-Back Speeder
Code	GD.000.SPRINT	GD.010.SPRINT	GD.011.SPRINT-A	GD.011.SPRINT-B	GD.013.SPRINT-A
	ER-16M	ER-16A	ER-11M	ER-16	ER-11M
RPM Max	6.000	6.000	6.000	6.000	9.000
	1:1	1:1	1:1	1:1	1:1.5



Type	Radial Set-Back Speeder	Radial Set-Back Reducer	Radial 2 Outputs	Radial "Y" Axis ±90°	Radial "Y" Axis ±90° 2 Outputs Speeder
Code	GD.013.SPRINT-B	GD.014.SPRINT	GD.029.SPRINT	GD.051.SPRINT	GD.051.SPRINT-2
	ER-11A	ER-20	ER-11M	ER-11M	ER-11M
RPM Max	12.000	3.000	6.000	6.000	12.000
	1:2	2:1	1:1	1:1	1:2

Symbology

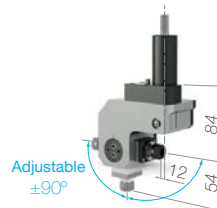
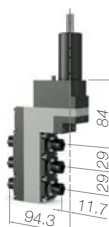
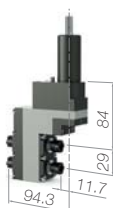
Internal coolant

Speeder

Reducer / Higher torque



Type	Axial	Axial	Axial	Axial Speeder	Radial Double Output
Code	HW.000.XD2-A	HW.000.XD2-B	HW.000.XD2-C	HW.002.XD2	HW.008.XD2
	ER-11	ER-16	ER-20	ER-11	ER-11M
RPM Max	6.000	6.000	6.000	12.000	6.000
	1:1	1:1	1:1	1:2	1:1



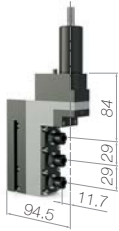
Type	Radial 2+2 Outputs	Radial 3+3 Outputs	Radial Adjustable ±90°	Radial 2 Outputs	Radial 3 Outputs
Code	HW.008.XD2-4	HW.008.XD2-6	HW.021.XD2	HW.029.XD2	HW.029.XD2-3
	ER-11M	ER-11M	ER-11	ER-11M	ER-11M
RPM Max	6.000	6.000	6.000	6.000	6.000
	1:1	1:1	1:1	1:1	1:1





Symbology




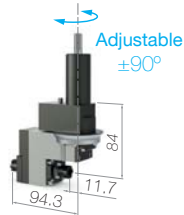
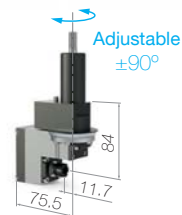
Internal coolant



Speeder

Reducer / Higher torque



Type	Radial 3 Outputs Output IC 80 bar 	Saw-Mill Reducer Heavy Duty	Polygon Maker	Thread Whirling ±15°	Thread Whirling ±30°
Code	HW.029.XD2-3IC	HW.030.XD2	HW.034.XD2	HW.035.XD2-15	HW.035.XD2-30
	ER-11M	Ø13/Ø16	Ø13 / Ø16	Cutting head	Cutting head
RPM Max	6.000	2.000 	6.000	6.000	6.000
	1:1	3:1	1:1	1:1	1:1



Type	Radial "Y" Axis ±90°	Radial "Y" Axis ±90° Double Output	Radial "Y" Axis ±90° 2 Outputs	Radial "Y" Axis ±90° 3 Outputs	Radial "Y" Axis ±90° 3+3 Outputs
Code	HW.051.XD2	HW.051.XD2-2A	HW.051.XD2-2B	HW.051.XD2-3	HW.051.XD2-6
	ER-11M	ER-11M	ER-11M	ER-11M	ER-11M
RPM Max	6.000	6.000	6.000	6.000	6.000
	1:1	1:1	1:1	1:1	1:1

Symbology



 Internal coolant

 Speeder

 Reducer / Higher torque



Type	Axial Back Rotary Tool	Axial Speeder Back Rotary Tool	Radial Double Output Back Rotary Tool	Radial Set-Back Back Rotary Tool
Code	HW.000.XD1-BE	HW.002.XD1-BE	HW.008.XD1-BE	HW.011.XD1-BE
	ER-11	ER-11	ER-11M	ER-11A
RPM Max	6.000	12.000	6.000	6.000
	1:1	1:2	1:1	1:1



Type	Radial Set-Back Reducer Back Rotary Tool	Radial Adjustable 0-90° Back Rotary Tool	Tool Holder with Fine "Y" Axis Adjust. ±0.1 mm	Saw-Mill Reducer Back Rotary Tool
Code	HW.014.XD1-BE	HW.021.XD1-BE	HW.025.XD1-BE	HW.030.XD1-BE
	ER-16A	ER-11M	ER-16M	Ø5 / Ø6 / Ø8 / Ø12.7
RPM Max	3.000	6.000	-	3.000
	2:1	1:1	-	2:1

Symbology



Internal coolant

Speeder

Reducer / Higher torque




Type	Axial Back Rotary Tool	Axial Speeder Back Rotary Tool	Radial Double Output Back Rotary Tool	Radial Set-Back Back Rotary Tool
Code	HW.000.XD2-BE	HW.002.XD2-BE	HW.008.XD2-BE	HW.011.XD2-BE
	ER-16	ER-11M	ER-11M	ER-11M
RPM Max	6.000	12.000	6.000	6.000
	1:1	1:2	1:1	1:1




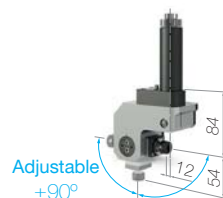
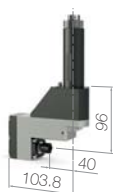
Type	Radial Set-Back Reducer Back Rotary Tool	Radial Adjustable 0-90° Back Rotary Tool	Tool Holder with Fine "Y" Axis Adjust. ±0.1 mm	Saw-Mill Back Rotary Tool
Code	HW.014.XD2-BE	HW.021.XD2-BE	HW.025.XD2-BE	HW.030.XD2-BE
	ER-16	ER-11M	ER-16M	Ø13
RPM Max	4.000	6.000	-	6.000
	1.5:1	1:1	-	1:1

Symbology

- Internal coolant
- Speeder
- Reducer / Higher torque



Type	Axial	Axial Speeder	Radial Double Output	Radial 2+2 Outputs	Radial 3+3 Outputs
Code	HW.000.XD3	HW.002.XD3	HW.008.XD3	HW.008.XD3-4	HW.008.XD3-6
	ER-16M	ER-11	ER-11M	ER-11M	ER-11M
RPM Max	8.000	16.000	8.000	8.000	8.000
	1:1	1:2	1:1	1:1	1:1



Type	Radial Set-Back	Radial Adjustable ±90°	Radial 2 Outputs	Radial 3 Outputs	Radial 3 Outputs
Code	HW.011.XD3	HW.021.XD3	HW.029.XD3	HW.029.XD3-3A	HW.029.XD3-3B
	ER-11M	ER-11	ER-11M	ER-11M	ER-16
RPM Max	8.000	8.000	8.000	8.000	8.000
	1:1	1:1	1:1	1:1	1:1






Symbology


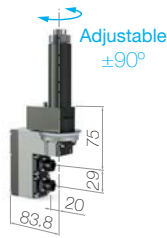

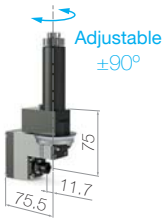
Internal coolant



Speeder

Reducer / Higher torque



Type	Radial 3 Outputs IC 80 bar 	Saw-Mill Reducer Heavy Duty	Polygon Maker	Thread Whirling ±15°	Thread Whirling ±30°
Code	HW.029.XD3-3IC	HW.030.XD3	HW.034.XD3	HW.035.XD3-15	HW.035.XD3-30
	ER-11M	Ø16	Ø16	Cutting head	Cutting head
RPM Max	8.000	2.600 	8.000 	8.000	8.000
	1:1	3:1	2:1	1:1	1:1



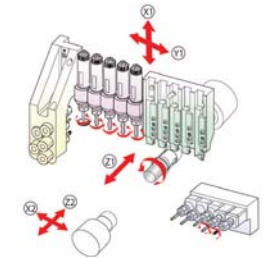
Type	Radial "Y" Axis ±90°	Radial "Y" Axis ±90° Double Output	Radial "Y" Axis ±90° 2 Outputs	Radial "Y" Axis ±90° 3 Outputs	Radial "Y" Axis ±90° 3+3 Outputs
Code	HW.051.XD3	HW.051.XD3-2A	HW.051.XD3-2B	HW.051.XD3-3	HW.051.XD3-6
	ER-11M	ER-11M	ER-11M	ER-11M	ER-11M
RPM Max	8.000	8.000	8.000	8.000	8.000
	1:1	1:1	1:1	1:1	1:1

Symbology




 Internal coolant

 Speeder

 Reducer / Higher torque



Type	Axial Back Rotary Tool	Axial Speeder Back Rotary Tool	Radial Double Output Back Rotary Tool	Radial Set-Back Back Rotary Tool
Code	HW.000.XD3-BE	HW.002.XD3-BE	HW.008.XD3-BE	HW.011.XD3-BE
	ER-16	ER-11	ER-11M	ER-11M
RPM Max	6.000	12.000	6.000	6.000
	1:1	1:2	1:1	1:1




Type	Radial Set-Back Red. Back Rotary Tool	Radial Adjustable 0-90° Back Rotary Tool	Tool Holder with Fine "Y" Axis Adjustable ± 0.1	Saw-Mill Back Rotary Tool
Code	HW.014.XD3-BE	HW.021.XD3-BE	HW.025.XD3-BE	HW.030.XD3-BE
	ER-16	ER-11M	ER-16M	$\varnothing 13$
RPM Max	4.000	6.000	-	6.000
	1.5:1	1:1	-	1:1

Symbology




Internal coolant

Speeder

Reducer / Higher torque



Type	Axial	Radial 2+2 Outputs	Radial Set-Back	Radial Set-Back
Code	HW.000.STL	HW.008.STL	HW.011.STL-A	HW.011.STL-B
	ER-20M	ER-20M	ER-20	ER-25A
RPM Max	6.000	6.000	6.000	6.000
	1:1	1:1	1:1	1:1





Type	Radial Set-Back Subspindle	Radial Adjustable +90/-110°	Radial Adjustable 0-90°	Axial Offset Double Output
Code	HW.011.STL-SUB	HW.021.STL-A	HW.021.STL-B	HW.023.STL-A
	ER-20	ER-16A	ER-16A	ER-20M
RPM Max	6.000	6.000	6.000	6.000
	1:1	1:1	1:1	1:1

Symbology


Internal coolant

Speeder

Reducer / Higher torque



Type	Axial Double Output	Radial 2 Outputs	Radial 2 Outputs Subspindle	Radial 3 Outputs
Code	HW.023.STL-B	HW.029.STL	HW.029.STL-SUB	HW.029.STL-3
	ER-20	ER-20M	ER-20M	ER-16
RPM Max	6.000	6.000	6.000	6.000
	1:1	1:1	1:1	1:1




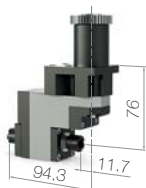
Type	Polygon Maker	Thread Whirling ±15°	Thread Whirling ±30°	Gear Hobbing 360°
Code	HW.034.STL	HW.035.STL-15	HW.035.STL-30	HW.036.STL
	Ø16	Cutting head	Cutting head	Ø16
RPM Max	6.000	3.000	3.000	6.000
	1:1	2:1	2:1	1:1

Symbology

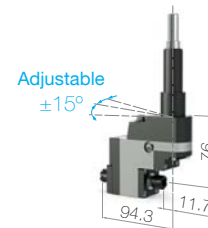
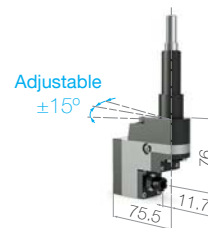

Internal coolant

Speeder

Reducer / Higher torque



Type	Radial Double Output	Radial Set-Back	Radial Adjustable 0-90°	Saw-Mill
Code	HW.008.SL35	HW.011.SL35	HW.021.SL35	HW.030.SL32HP
	ER-11M	ER-11M	ER-11	Ø10
RPM Max	8.000	8.000	8.000	8.000
	1:1	1:1	1:1	1:1



Type	Radial Double Output	Radial Set-Back	Radial "Y" Axis ±15°	Radial "Y" Axis ±15° Double Output
Code	HW.008.SL20/26S	HW.011.SL20/26H	HW.051.SL20/26H	HW.051.SL20/26H-2
	ER-11M	ER-11M	ER-11M	ER-11M
RPM Max	8.000	8.000	8.000	8.000
	1:1	1:1	1:1	1:1

Symbology

Internal coolant





Speeder



Reducer / Higher torque



NEXTURN

MODEL
SA 20/26/32-D
Cross Drill Tooling



Type	Axial	Axial Speeder	Axial IC 15 bar 	Radial Double Output
Code	NX.000.D	NX.002.D	NX.005.D	NX.008.D
	ER-16	ER-11	ER-16	ER-16M/ER-11M
RPM Max	6.000	12.000 	6.000	6.000
	1:1	1:2	1:1	1:1



Type	Radial 2+2 Outputs	Radial 3+3 Outputs	Radial Set-Back	Fixed Angle (Any Angle)
Code	NX.008.D-4	NX.008.D-6	NX.011.D	NX.012.D
	ER-16M/ER-11M	ER-16M/ER-11M	ER-16	ER-16A
RPM Max	6.000	6.000	6.000	6.000
	1:1	1:1	1:1	1:1



Symbology

 Internal coolant

 Speeder

 Reducer / Higher torque

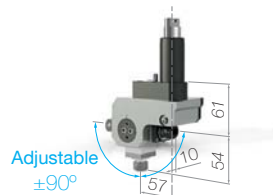
NEXTURN

MODEL

SA 20/26/32-D

Cross Drill Tooling//Back End Tooling

MADAULA
creative solutions



Type	Radial Adjustable $\pm 90^\circ$	Radial 2 Outputs	Radial 3 Outputs	Polygon Maker
Code	NX.021.D	NX.029.D	NX.029.D-3	NX.034.D
	ER-11	ER-16M	ER-16M	$\varnothing 16$
RPM Max	6.000	6.000	6.000	6.000
	1:1	1:1	1:1	1:1



Type	Thread Whirling $\pm 30^\circ$	Axial Saw-Mill	Axial Back Rotary Tool	Radial Set-Back Back Rotary Tool
Code	NX.035.D	NX.038.D	NX.000.D-BE	NX.011.D-BE
	Cutting Head	$\varnothing 16$	ER-11	ER-11A
RPM Max	6.000	6.000	6.000	6.000
	1:1	1:1	1:1	1:1



Symbology

Internal coolant

Speeder


Reducer / Higher torque

NEXTURN

MODELS

SA 12/20/32-B, SA 20/26/32/38-E

Cross Drill Tooling//Back End Tooling



Type	Radial Set-Back	Radial Adjustable $\pm 90^\circ$	Axial Double Output	Axial Triple Output
Code	NX.011.B	NX.021.B	NX.023.B	NX.023.B-3
	ER-11	ER-11M	ER-11M	ER-11M
RPM Max	8.000	8.000	8.000	8.000
	1:1	1:1	1:1	1:1



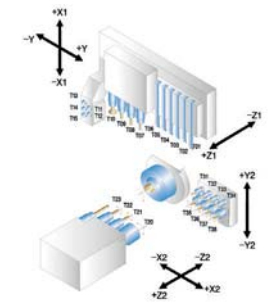

Type	Radial 2 Outputs	Radial 3 Outputs	Thread Whirling $\pm 30^\circ$	Radial Set-Back Back Rotary Tool
Code	NX.029.B	NX.029.B-3	NX.035.B	NX.011.B-BE
	ER-16A	ER-16M	Cutting Head	ER-11A
RPM Max	8.000	8.000	8.000	8.000
	1:1	1:1	1:1	1:1

Symbology

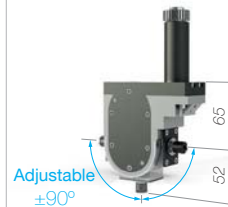
Internal coolant

Speeder

Reducer / Higher torque



Type	Axial	Axial Speeder	Radial Double Output	Radial 2+2 Outputs	Radial 3+3 Outputs
Code	NX.000.P	NX.002.P	NX.008.P	NX.008.P-4	NX.008.P-6
	ER-11/ER-16 Op.	ER-11	ER-11M	ER-11M	ER-11M
RPM Max	6.000	12.000	6.000	6.000	6.000
	1:1	1:2	1:1	1:1	1:1



Type	Radial Set-Back	Radial Set-Back Speeder	Radial Adjustable ±90°	Radial 2 Outputs	Radial 3 Outputs
Code	NX.011.P	NX.013.P	NX.021.P	NX.029.P	NX.029.P-3
	ER-11M	ER-11M	ER-11M	ER-11M	ER-11M
RPM Max	6.000	12.000	6.000	6.000	6.000
	1:1	1:2	1:1	1:1	1:1

Symbology

Internal coolant

Speeder

Reducer / Higher torque

NEXTURN



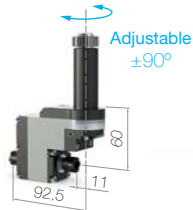

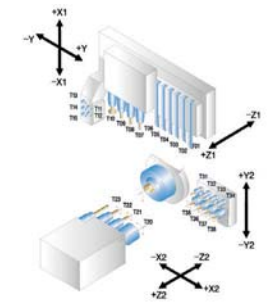
MODELS

SA 20/26/32/38-P, SA 20/26/32/38-PY

Cross Drill Tooling



Type	Saw-Mill	Polygon Maker	Thread Whirling $\pm 15^\circ$	Axial Saw-Mill
Code	NX.030.P	NX.034.P	NX.035.P	NX.038.P
	$\varnothing 16$	$\varnothing 13$	Cutting Head	$\varnothing 13$
RPM Max	6.000	6.000	6.000	6.000
	1:1	1:1	1:1	1:1



Type	Radial "Y" Axis $\pm 90^\circ$	Radial "Y" Axis $\pm 90^\circ$ Double Output	Radial "Y" Axis $\pm 90^\circ$ 2 Outputs	Radial "Y" Axis $\pm 90^\circ$ 2+2 Outputs
Code	NX.051.P	NX.051.P-2A	NX.051.P-2B	NX.051.P-4
	ER-11M	ER-11M	ER-11M	ER-11M
RPM Max	6.000	6.000	6.000	6.000
	1:1	1:1	1:1	1:1




Symbology

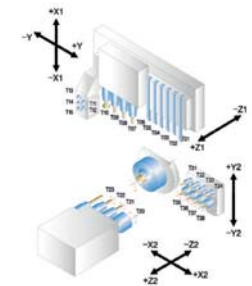
- Internal coolant
- Speeder
- Reducer / Higher torque



Type	Axial Back Rotary Tool	Axial Speeder Back Rotary Tool	Radial Set-Back Back Rotary Tool	Radial Set-Back Speeder Back Rotary Tool
Code	NX.000.P-BE	NX.002.P-BE	NX.011.P-BE	NX.013.P-BE
	ER-11/ER-16 Op.	ER-11	ER-11A	ER-11M
RPM Max	6.000	12.000	6.000	12.000
	1:1	1:2	1:1	1:2



Type	Radial Adjustable 0-90° Back Rotary Tool	Tool Holder with Fine "Y" Axis Adjustable ± 0.1 mm	Saw-Mill Back Rotary Tool	Axial Saw-Mill Back Rotary Tool
Code	NX.021.P-BE	NX.025.P-BE	NX.030.P-BE	NX.038.P-BE
	ER-11M	ER11M	Ø13	Ø13
RPM Max	6.000	-	6.000	6.000
	1:1	-	1:1	1:1



Symbology



Internal coolant

Speeder

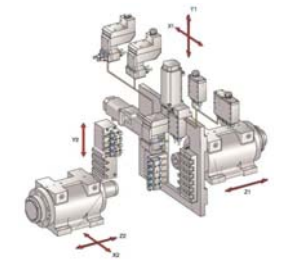
Reducer / Higher torque

NEXTURN

MODEL
SA 26/32/45-X



Type	Axial	Radial	Radial Adjustable $\pm 90^\circ$	Radial Adjustable $\pm 90^\circ$
Code	NX.000.X	NX.010.X	NX.021.X-A	NX.021.X-B
	ER-16	ER-16	ER-11M	ER-16A
RPM Max	6.000	6.000	6.000	6.000
	1:1	1:1	1:1	1:1



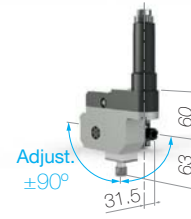
Type	Radial 2 Outputs	Radial 3 Outputs	Saw-Mill	Thread Whirling $\pm 15^\circ$
Code	NX.029.X	NX.029.X-3	NX.030.X	NX.035.X
	ER-16	ER-16	$\varnothing 16$	Cutting Head
RPM Max	6.000	6.000	6.000	6.000
	1:1	1:1	1:1	1:1

Symbology



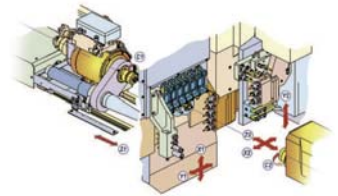
- Internal coolant
- Speeder
- Reducer / Higher torque

NOMURA DS

MODEL
CNC NN-20J2
Ø32 Gang Tooling



Type	Radial Double Output	Radial Set-Back	Fixed Angle (Any Angle)	Radial Set-Back Speeder	Radial Adjustable ±90°	Axial Double Output
Code	NV.008.20	NV.011.20	NV.012.20	NV.013.20	NV.021.20	NV.023.20
	ER-16M	ER-16M	ER-16A	ER-11M	ER-11M	ER-16
RPM Max	6.000	6.000	6.000	12.000	6.000	6.000
	1:1	1:1	1:1	1:2	1:1	1:1



Type	Radial 3 Outputs	Saw-Mill	Polygon Maker Reducer	Thread Whirling ±15°	Gear Hobbing ±10°	Radial "Y" Axis ±30° 2 Outputs
Code	NV.029.20-3	NV.030.20	NV.034.20	NV.035.20	NV.036.20	NV.051.20
	ER-11M	Ø13	Ø12	Cutting Head	Ø10	ER-11M
RPM Max	6.000	6.000	3.000	6.000	6.000	6.000
	1:1	1:1	2:1	1:1	1:1	1:1



Symbology

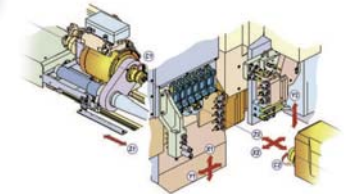



Internal coolant

Speeder



Reducer / Higher torque

NOMURA DS

MODEL
CNC NN-20J2
Ø24 Back End Tooling




Type	Radial Set-Back Back Rotary Tool	Fixed Angle (Any Angle) Back Rotary Tool	Radial Set-Back Speeder Back Rotary Tool	Radial Adjustable 0-90° Back Rotary Tool	Axial Double Output Back Rotary Tool
Code	NV.011.20-BE	NV.012.20-BE	NV.013.20-BE	NV.021.20-BE	NV.023.20-BE
	ER-11M	ER-11A	ER-8M	ER-11M	ER-11
RPM Max	6.000	6.000	12.000	6.000	6.000
	1:1	1:1	1:2	1:1	1:1




Type	Radial 2 Outputs Back Rotary Tool	Radial 3 Outputs Back Rotary Tool	Saw-Mill Reducer Back Rotary Tool	Polygon Maker Reducer Back Rotary Tool	Radial "Y" Axis ±30° 2 Outputs Back Rotary Tool
Code	NV.029.20-BE	NV.029.20-BE3	NV.030.20-BE	NV.034.20-BE	NV.051.20-BE
	ER-11M	ER-11M	Ø8	Ø10	ER-11M
RPM Max	6.000	6.000	3.000	3.000	6.000
	1:1	1:1	2:1	2:1	1:1

Symbology

- Internal coolant
- Speeder
- Reducer / Higher torque



Type	Axial	Axial Heavy Duty	Radial	Radial Heavy Duty	Radial Adjustable ±90°	Axial
Code	PR.000.TL25-A	PR.000.TL25-B	PR.010.TL25-A	PR.010.TL25-B	PR.021.TL25	PR.000.TL42-A
	ER-16M	ER-16M	ER-16M	ER-16M	ER-11M	ER-20M
RPM Max	7.000	7.000	7.000	7.000	7.000	7.000
	1:1	1:1	1:1	1:1	1:1	1:1



Type	Axial Heavy Duty	Radial	Radial Heavy Duty	Radial Adjustable 0-90°	Radial Adjustable 0-90°	Gear Hobbing 360°
Code	PR.000.TL42-B	PR.010.TL42-A	PR.010.TL42-B	PR.021.TL42-A	PR.021.TL42-B	PR.036.TL42
	ER-20M	ER-20M	ER-20M	ER-11M	ER-16A	Ø13
RPM Max	7.000	7.000	7.000	7.000	7.000	7.000
	1:1	1:1	1:1	1:1	1:1	1:1

Symbology

Internal coolant

Speeder

Reducer / Higher torque



PROTEO

MODEL
WL 42

MADAULA
creative solutions



Type	Axial	Axial	Axial Heavy Duty	Axial Speeder	Radial	Radial Heavy Duty
Code	PR.000.WL42-A	PR.000.WL42-B	PR.000.WL42-C	PR.002.WL42	PR.010.WL42-A	PR.010.WL42-B
	ER-20	ER-20	ER-20	ER-16A	ER-16	ER-20
RPM Max	7.000	7.000	7.000	21.000	7.000	7.000
	1:1	1:1	1:1	1:3	1:1	1:1



Type	Radial Reducer	Polygon Maker Reducer	Axial Saw-Mill	Radial "Y" Axis ±90°	Radial "Y" Axis ±90° 2 Outputs	Radial "Y" Axis ±90° 3 Outputs
Code	PR.014.WL42	PR.034.WL42	PR.038.WL42	PR.051.WL42	PR.051.WL42-2	PR.051.WL42-3
	WELDON-16	Ø22	Ø16	ER-20	ER-16	ER-11
RPM Max	5.800	4.600	7.000	7.000	7.000	7.000
	1.2:1	1.5:1	1:1	1:1	1:1	1:1



Symbology

Internal coolant

Speeder


Reducer / Higher torque

TORNOS

MODELS

DECO 20/26, EvoDECO 20/32

MADAULA
creative solutions



Type	Axial Short	Axial Medium	Axial Long	Axial Offset	Axial Offset Speeder	Axial Offset Reducer 10:1
Code	DE.000.20-S	DE.000.20-M	DE.000.20-L	DE.001.20	DE.002.20	DE.003.20-C10
	ER-25M	ER-25M	ER-25M	ER-25	ER-11A	ER-25
RPM Max	8.000	8.000	8.000	8.000	16.000	800
	1:1	1:1	1:1	1:1	1:2	10:1



Type	Axial Offset Reducer 10:1	Axial Offset Reducer 3:1	Axial Offset Reducer 3:1	Axial Short IC 80 bar	Axial Medium IC 80 bar	Axial Long IC 80 bar
Code	DE.003.20-E10	DE.003.20-C3	DE.003.20-E3	DE.005.20-S	DE.005.20-M	DE.005.20-L
	Ø22	ER-25	Ø13	ER-25M	ER-25M	ER-25M
RPM Max	800	2.700	2.700	8.000	8.000	8.000
	10:1	3:1	3:1	1:1	1:1	1:1

Symbology

IC Internal coolant


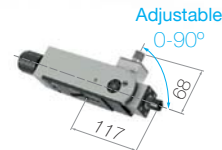

Speeder

Reducer / Higher torque







TORNOS

MODELS

DECO 20/26, EvoDECO 20/32



Type	Radial Set-Back	Radial Set-Back Subspindle	Fixed Angle (Any Angle)	Radial Set-Back Speeder	Radial Adjustable 0-90° Short	Radial Adjustable 0-90° Long
Code	DE.011.20	DE.011.20-SUB	DE.012.20	DE.013.20	DE.021.20-S	DE.021.20-L
	ER-16A	ER-16A	ER-11M	ER-8M	ER-11M	ER-11M
RPM Max	8.000	8.000	8.000	16.000	8.000	8.000
	1:1	1:1	1:1	1:2	1:1	1:1



Type	Axial 3 Outputs	Axial 6 Outputs Short	Axial 6 Outputs Medium	Axial 6 Outputs Long	Axial 3+3 Outputs Collet/Mill holder	Radial Set-Back Triple Output
Code	DE.023.20-3	DE.023.20-6S	DE.023.20-6M	DE.023.20-6L	DE.023.20-6C	DE.029.20
	ER-16M	MMT/ER-16	MMT/ER-20M	MMT/ER-16M	3xER-20M/3xØ13	ER-16M
RPM Max	8.000	8.000	4.000	8.000	4.000	8.000
	1:1	1:1	2:1	1:1	2:1	1:1

Symbology

Internal coolant



Speeder

Reducer / Higher torque




TORNOS

MODELS

DECO 20/26, EvoDECO 20/32



Type	Geared Polygon Maker	Geared Polygon Maker Reducer	Thread Whirling ±15°	Thread Whirling ±15° Subspindle	Thread Whirling ±30°	Double Thread Whirling ±15°
Code	DE.034.20	DE.034.20-R	DE.035.20-15	DE.035.20-SUB	DE.035.20-30	DE.035.20-2
	Ø16	Ø16	Cutting Head	Cutting Head	Cutting Head	Cutting Head
RPM Max	8.000	4.000	8.000	8.000	8.000	8.000
	1:1	2:1	1:1	1:1	1:1	1:1



Type	Triple Thread Whirling ±15°	Gear Hobbing 360°	Axial Saw-Mill Short	Axial Saw-Mill Medium	Axial Saw-Mill Long	Radial "Y" Axis ±90°
Code	DE.035.20-3	DE.036.20	DE.038.20-S	DE.038.20-M	DE.038.20-L	DE.051.20
	Cutting Head	Ø13/Ø22	Ø22	Ø22	Ø22	ER-16A
RPM Max	8.000	8.000	8.000	8.000	8.000	8.000
	1:1	1:1	1:1	1:1	1:1	1:1

Symbology





Internal coolant

Speeder



Reducer / Higher torque

TORNOS

MODELS
DECO 13, EvoDECO 16



Type	Axial Short	Axial Medium	Axial Long	Axial Offset	Axial Offset Reducer
Code	DE.000.13-S	DE.000.13-M	DE.000.13-L	DE.001.13	DE.003.13
	ER-20M	ER-20M	ER-20M	ER-20M	Ø13
RPM Max	8.000	8.000	8.000	8.000	2.700
	1:1	1:1	1:1	1:1	3:1



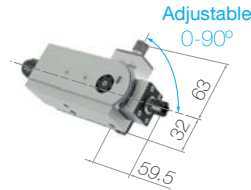


Type	Radial Double Output With Saw-Mill	Radial Set-Back	Radial Set-Back Subspindle	Fixed Angle (Any Angle)	Fixed Angle Subspindle (Any Angle)
Code	DE.008.13	DE.011.13	DE.011.13-SUB	DE.012.13	DE.012.13-SUB
	ER-11A/Saw Cutter Ø16	ER-11A	ER-11A	ER-16	ER-20A
RPM Max	8.000	8.000	8.000	8.000	8.000
	1:1	1:1	1:1	1:1	1:1





- Symbology
- Internal coolant
 - Speeder
 - Reducer / Higher torque

TORNOS

MODELS
DECO 13, EvoDECO 16



Type	Radial Set-Back Speeder	Radial Adjustable 0-90°	Radial Adjustable ±90°	Radial Adjustable 0-90° Triple Output
Code	DE.013.13	DE.021.13	DE.021.13C	DE.021.13-3
	ER-11A	ER-11M	ER-11M	ER-11M
RPM Max	24.000	8.000	8.000	8.000
	1:3	1:1	1:1	1:1



Type	Axial Triple Output Short	Axial Triple Output Medium	Axial Triple Output Long	Axial 4 Outputs
Code	DE.023.13-3S	DE.023.13-3M	DE.023.13-3L	DE.023.13-4
	ER-11M	ER-11M	ER-11M	ER-11M
RPM Max	8.000	8.000	8.000	8.000
	1:1	1:1	1:1	1:1

Symbology




Internal coolant

Speeder

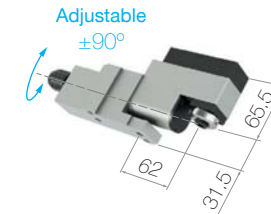
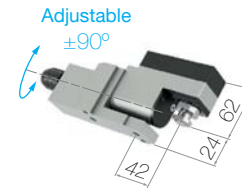
Reducer / Higher torque

TORNOS

MODELS
DECO 13, EvoDECO 16



Type	Axial 6 Outputs	Radial Triple Output	Geared Polygon Maker	Thread Whirling ±15°
Code	DE.023.13-6	DE.029.13	DE.034.13	DE.035.13-15
	ER-8M	ER-11M	Ø16	Cutting Head
RPM Max	8.000	8.000	8.000	8.000
	1:1	1:1	1:1	1:1




Type	Thread Whirling ±30°	Thread Whirling Double ±25°	Radial "Y" Axis ±90°	Radial "Y" Axis ±90°
Code	DE.035.13-30	DE.035.13-2	DE.051.13-A	DE.051.13-B
	Cutting Head	Cutting Head	Ø13	ER-11A
RPM Max	8.000	5.300	8.000	8.000
	1:1	1.5:1	1:1	1:1

Symbology


- Internal coolant
- Speeder
- Reducer / Higher torque

TORNOS

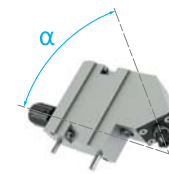

MODELS
DECO 7/10, EvoDECO 10




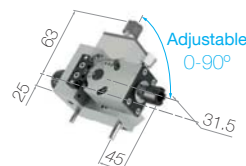

A=30/15



A=30/15



Type	Axial Gang	Axial Speeder Gang	Radial Double Output With Saw-Mill	Radial Set-Back Gang	Fixed Angle (Any Angle)
Code	DE.000.10	DE.002.10	DE.008.10	DE.011.10	DE.012.10
	ER-11M	ER-11M	ER-11A/Saw Cutter Ø16	ER-11A	ER-11M
RPM Max	12.000	24.000	12.000	12.000	12.000
	1:1	1:2	1:1	1:1	1:1



Type	Fixed Angle Subspindle (Any Angle)	Radial Set-Back Speeder	Radial Adjustable 0-90° Gang	Axial Triple Output	Axial Offset Speeder
Code	DE.012.10-SUB	DE.013.10	DE.021.10	DE.023.10-3	DE.026.10
	ER-11M	ER-11A	ER-11M	ER-8M	ER-11A
RPM Max	12.000	24.000	12.000	12.000	24.000
	1:1	1:2	1:1	1:1	1:2

Symbology


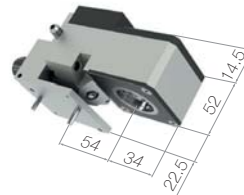

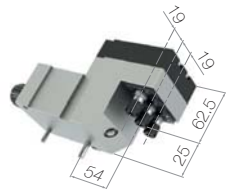
Internal coolant

Speeder




Reducer / Higher torque

TORNOS

MODELS
DECO 7/10, EvoDECO 10



Type	Radial Triple Output	Geared Polygon Maker	Thread Whirling $\pm 22.5^\circ$	High Precision Gear Hobbing	Axial Saw-Mill
Code	DE.029.10	DE.034.10	DE.035.10-22.5	DE.036.10	DE.038.10
	ER-8M	$\varnothing 10$	Cutting Head	$\varnothing 18$	$\varnothing 10$
RPM Max	12.000	12.000	8.000	12.000	12.000
	1:1	1:1	1.5:1	1:1	1:1



Type	Axial "Y" Axis $\pm 3\text{mm}$	Axial "Y" Axis $\pm 90^\circ$	Axial	Radial Fine Height Adjustment	Radial Adjustable 0-90°
Code	DE.050.10	DE.051.10	DE.000.10-C	DE.011.10-C	DE.021.10-C
	ER-11M	ER-11A	ER-11M	ER-11M	ER-11M
RPM Max	12.000	12.000	12.000	12.000	12.000
	1:1	1:1	1:1	1:1	1:1

Symbology


Internal coolant

Speeder


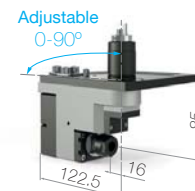
Reducer / Higher torque

TORNOS

MODEL
GAMMA 20/5-20/6
 Cross Drill Tooling



Type	Axial	Axial Speeder	Radial Set-Back	Radial Adjustable 0-90°	Saw-Mill Reducer Heavy Duty
Code	GM.000.20	GM.002.20	GM.011.20	GM.021.20	GM.030.20
	ER-16	ER-11	ER-16M	ER-11M	Ø16
RPM Max	8.000	16.000	8.000	8.000	2.600
	1:1	1:2	1:1	1:1	3:1



Type	Polygon Maker	Thread Whirling ±15°	Thread Whirling ±30°	Radial "Y" Axis 0-90°	Radial "Y" Axis 0-90° Double Output
Code	GM.034.20	GM.035.20-15	GM.035.20-30	GM.051.20	GM.051.20-2A
	Ø16	Cutting head	Cutting head	ER-16	ER-16
RPM Max	2.600	8.000	8.000	8.000	8.000
	3:1	1:1	1:1	1:1	1:1

Symbology

Internal coolant

Speeder


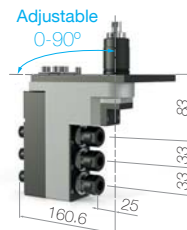
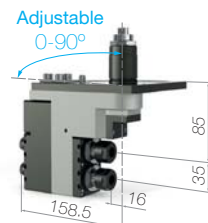
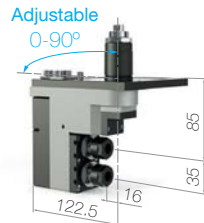
Reducer / Higher torque

TORNOS

MODEL

GAMMA 20/5-20/6

Cross Drill Tooling//Back End Tooling



Type	Radial "Y" Axis 0-90° 2 Outputs	Radial "Y" Axis 0-90° 2+2 Outputs	Radial "Y" Axis 0-90° 3+3 Outputs	Radial "Y" Axis +90°/-45° 4+4 Outputs	Axial Back Rotary Tool
Code	GM.051.20-2B	GM.051.20-4	GM.051.20-6	GM.051.20-8	GM.000.20-BE
	ER-16	ER-16/ER-11	ER-16/ER-11	ER-16/ER-11	ER-16
RPM Max	8.000	8.000	8.000	8.000	8.000
	1:1	1:1	1:1	1:1	1:1




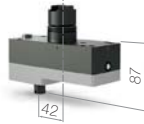
Type	Axial Speeder Back Rotary Tool	Radial Set-Back Back Rotary Tool	Radial Set-Back Reducer Back Rotary Tool	Radial Adjustable 0-90° Back Rotary Tool	Saw-Mill Back Rotary Tool
Code	GM.002.20-BE	GM.011.20-BE	GM.014.20-BE	GM.021.20-BE	GM.030.20-BE
	ER-11	ER-11M	ER-16	ER-11M	Ø13
RPM Max	16.000	8.000	4.000	8.000	8.000
	1:2	1:1	2:1	1:1	1:1

Symbology


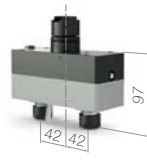
Internal coolant

Speeder

Reducer / Higher torque



Type	Axial Offset	Axial Offset	Axial Speeder	Radial Double Output Speeder	Radial Double Output	Radial Double Output Speeder	Radial 2+2 Outputs
Code	TS.001.BH-A	TS.001.BH-B	TS.002.BH	TS.008.BH-A	TS.008.BH-B	TS.008.BH-C	TS.008.BH-D
	ER-16	ER-25	ER-11M	ER-11M	ER-25/ER-16	ER-16	ER-16/ER-11
RPM Max	5.000	5.000	10.000	10.000	5.000	6.900	5.000
	1:1	1:1	1:2	1:2	1:1	1:1.38	1:1



Type	Radial 2+2 Outputs Speeder	Axial Double Output	Radial 2 Outputs	Radial 2 Outputs Speeder	Saw-Mill	Thread Whirling ±15°	Gear Hobbing 360°
Code	TS.008.BH-E	TS.023.BH	TS.029.BH	TS.029.BH-S	TS.030.BH	TS.035.BH-15	TS.036.BH
	ER-16	ER-16	ER-16	ER-11M	Ø13	Cutting Head	Ø13
RPM Max	6.900	5.000	5.000	10.000	5.000	5.000	5.000
	1:1.38	1:1	1:1	1:2	1:1	1:1	1:1

Symbology

Internal coolant

Speeder

Reducer / Higher torque




Type **Axial** **Axial Speeder** **Radial Set-Back** **Radial Adjustable 0-90°** **Saw-Mill**
 Only for T22-T26 Only for T22-T26 Only for T22-T26 Only for T22-T26 Only for T22-T26

Code TS.000.BS-22 TS.002.BS-22 TS.011.BS-22 TS.021.BS-22 TS.030.BS-22

 ER-16 ER-11M ER-11A ER-11M Ø16

RPM Max 5.000 15.000 5.000 5.000 5.000

 1:1 1:3 1:1 1:1 1:1



Type **Axial** **Axial Speeder** **Radial Set-Back** **Radial Adjustable 0-90°** **Saw-Mill**
 Only for T36-T38 Only for T36-T38 Only for T36-T38 Only for T36-T38 Only for T36-T38

Code TS.000.BS-36 TS.002.BS-36 TS.011.BS-36 TS.021.BS-36 TS.030.BS-36

 ER-16 ER-11M ER-11A ER-11M Ø16

RPM Max 5.000 15.000 5.000 5.000 5.000

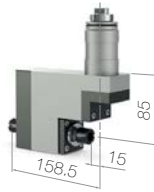
 1:1 1:3 1:1 1:1 1:1

Symbology


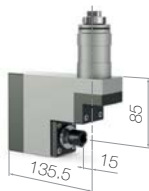
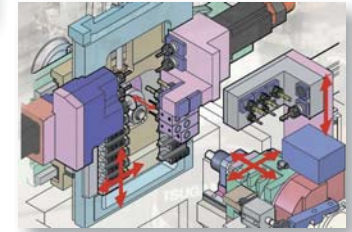
Internal coolant

Speeder

Reducer / Higher torque



Type	Axial	Axial Speeder	Radial Double Output	Radial 2+2 Outputs	Radial 3+3 Outputs
Code	TS.000.SS	TS.002.SS	TS.008.SS	TS.008.SS-4	TS.008.SS-6
	ER-16	ER-11M	ER-16M	ER-16M	ER-16M
RPM Max	5.000	15.000	5.000	5.000	5.000
	1:1	1:3	1:1	1:1	1:1




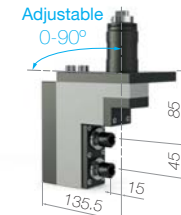
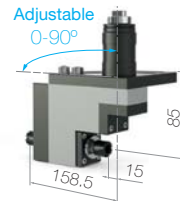
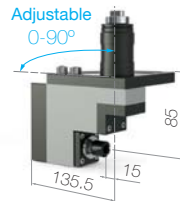
Type	Radial Set-Back	Radial 2 Outputs	Radial 3 Outputs	Polygon Maker Reducer	Thread Whirling ±15°
Code	TS.011.SS	TS.029.SS	TS.029.SS-3	TS.034.SS	TS.035.SS
	ER-16M	ER-16M	ER-16M	Ø13	Cutting Head
RPM Max	5.000	5.000	5.000	2.500	5.000
	1:1	1:1	1:1	2:1	1:1

Symbology

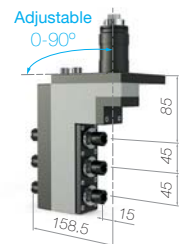
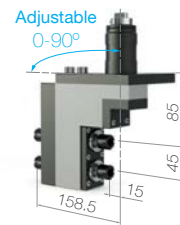
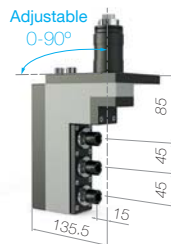
Internal coolant

Speeder

Reducer / Higher torque



Type	Axial Saw-Mill	Radial "Y" Axis 0-90°	Radial "Y" Axis 0-90° Double Output	Radial "Y" Axis 0-90° 2 Outputs
Code	TS.038.SS	TS.051.SS	TS.051.SS-2A	TS.051.SS-2B
	Ø12	ER-16M	ER-16M	ER-16M
RPM Max	5.000	5.000	5.000	5.000
	1:1	1:1	1:1	1:1



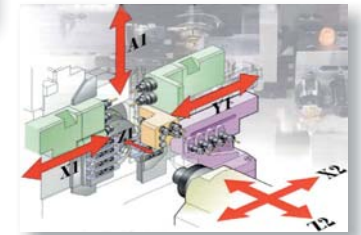
Type	Radial "Y" Axis 0-90° 3 Outputs	Radial "Y" Axis 0-90° 2+2 Outputs	Radial "Y" Axis 0-90° 3+3 Outputs	Axial Back Rotary Tool
Code	TS.051.SS-3	TS.051.SS-4	TS.051.SS-6	TS.000.SS-BE
	ER-16M	ER-16M	ER-16M	ER-16M
RPM Max	5.000	5.000	5.000	5.000
	1:1	1:1	1:1	1:1

Symbology

- Internal coolant
- Speeder
- Reducer / Higher torque



Type	Axial	Axial Speeder	Radial Set-Back	Radial Adjustable 0-90°
Code	TS.000.BN	TS.002.BN	TS.011.BN	TS.021.BN
	ER-16	ER-11	ER-11M	ER-11M
RPM Max	8.000	16.000	8.000	8.000
	1:1	1:2	1:1	1:1




Type	Radial 2 Outputs	Polygon Maker	Thread Whirling ±15°	Axial Saw-Mill
Code	TS.029.BN	TS.034.BN	TS.035.BN	TS.038.BN
	ER-11M	Ø12	Cutting head	Ø12
RPM Max	8.000	8.000	8.000	8.000
	1:1	1:1	1:1	1:1

Symbology


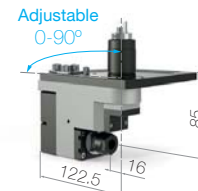
Internal coolant

Speeder

Reducer / Higher torque




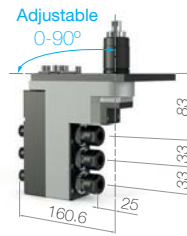

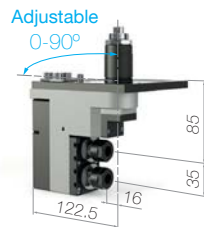
Type	Axial	Axial Speeder	Radial Set-Back	Radial Adjustable 0-90°	Saw Mill Reducer Heavy Duty
Code	TS.000.S205	TS.002.S205	TS.011.S205	TS.021.S205	TS.030.S205
ER	ER-16	ER-11	ER-16M	ER-11M	Ø16
RPM Max	8.000	16.000	8.000	8.000	2.600
	1:1	1:2	1:1	1:1	3:1



Type	Polygon Maker	Thread Whirling ±15°	Thread Whirling ±30°	Radial "Y" Axis 0-90°	Radial "Y" Axis 0-90° Double Output
Code	TS.034.S205	TS.035.S205-15	TS.035.S205-30	TS.051.S205	TS.051.S205-2A
ER	Ø16	Cutting head	Cutting head	ER-16	ER-16
RPM Max	8.000	8.000	8.000	8.000	8.000
	1:1	1:1	1:1	1:1	1:1

Symbology

- Internal coolant
- Speeder
- Reducer / Higher torque



Type	Radial "Y" Axis 0-90° 2 Outputs	Radial "Y" Axis 0-90° 2+2 Outputs	Radial "Y" Axis 0-90° 3+3 Outputs	Radial "Y" Axis +90°/-45° 4+4 Outputs	Axial Back Rotary Tool
Code	TS.051.S205-2B	TS.051.S205-4	TS.051.S205-6	TS.051.S205-8	TS.000.S205-BE
	ER-16	ER-16/ER-11	ER-16/ER-11	ER-16/ER-11	ER-16
RPM Max	8.000	8.000	8.000	8.000	8.000
	1:1	1:1	1:1	1:1	1:1



Type	Axial Speeder Back Rotary Tool	Radial Set-Back Back Rotary Tool	Radial Set-Back Reducer Back Rotary Tool	Radial Adjustable 0-90° Back Rotary Tool	Saw-Mill Back Rotary Tool
Code	TS.002.S205-BE	TS.011.S205-BE	TS.014.S205-BE	TS.021.S205-BE	TS.030.S205-BE
	ER-11	ER-11M	ER-16	ER-11M	Ø13
RPM Max	16.000	8.000	5.300	8.000	8.000
	1:2	1:1	1.5:1	1:1	1:1

Symbology

Internal coolant




Speeder

Reducer / Higher torque

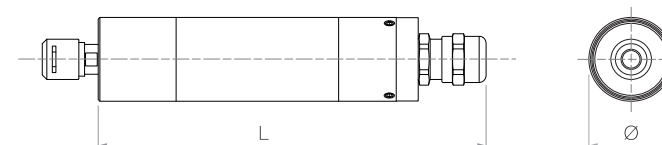
High Frequency Spindles



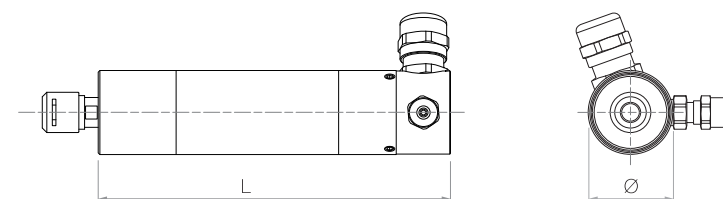
Technical Data

Product	DS-19.05 DS-20 / DS-22		DS-25 / DS-25.4 DS-28		DS-30 DS-33		DS-42 DS-45	
Ø mm	19 / 20 / 22		25 / 25.4 / 28		30 / 33		42 / 45	
	D6-UP		ER-8UP		ER-8UP		ER-11UP	
W S1-100%	165		225		225		320	
Ncm max	1.5		2.5		2.5		4.8	
	Grease	Oil Mist	Grease	Oil Mist	Grease	Oil Mist	Grease	Oil Mist
RPM	60.000	80.000	60.000	80.000	60.000	80.000	35.000	50.000
	Axial	Radial	Axial	Radial	Axial	Radial	Axial	Radial
L mm	107	90	114.5	104	114.5	104	180	175

Axial dimensions




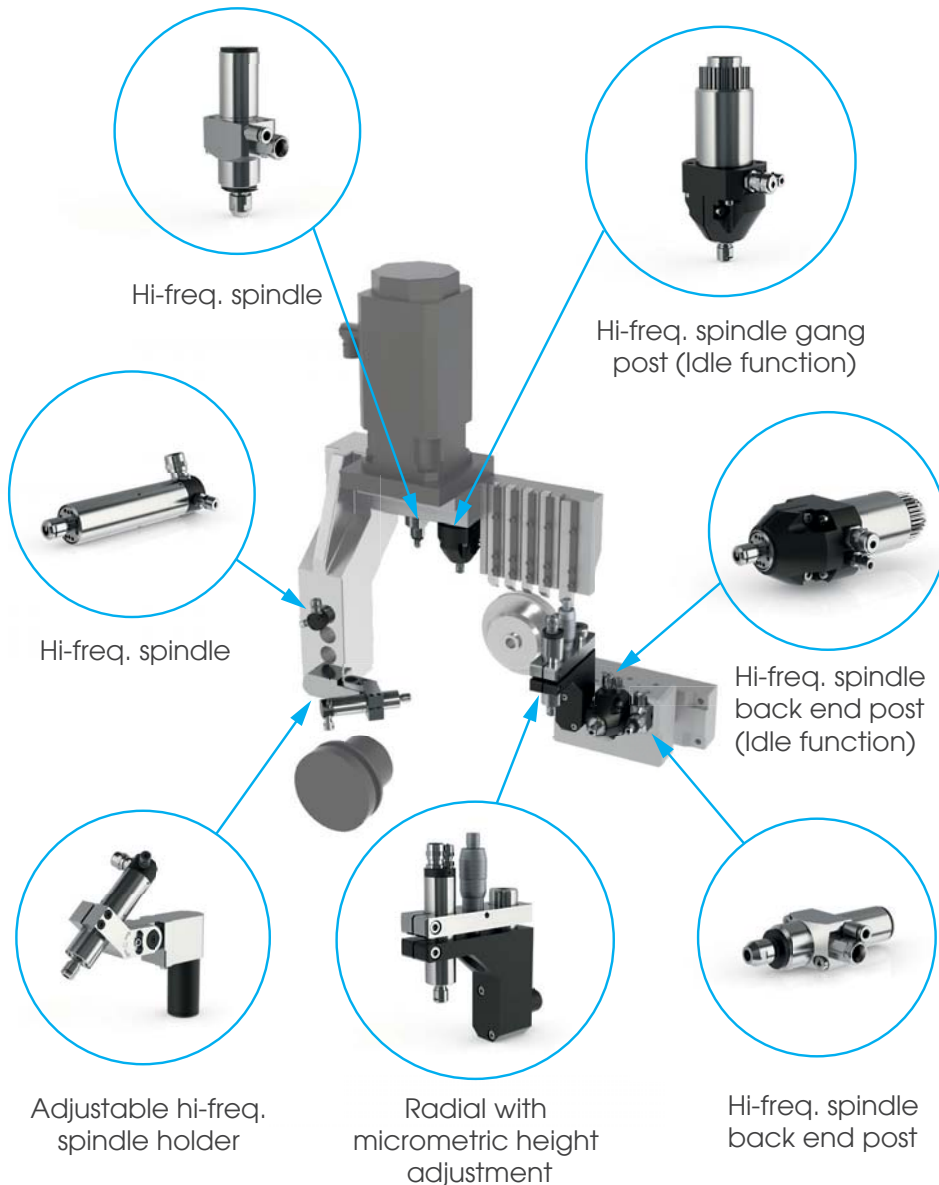
Radial dimensions



High Frequency Spindles & Accessories


for Gang & Back End Posts

for Turrets



Available for:
CITIZEN M20/M32
HANWHA STL
MIYANO ABX, BNA, BNG
STAR SF, ECAS, SV
TSUGAMI BH

High Frequency Spindles & Accessories for Machining centers



Quick Change



Equipment



Collets
D-6UP/ER-8UP/ER-11UP



Wrenches



Converter



Power cord



Lubrication unit

Repair Service



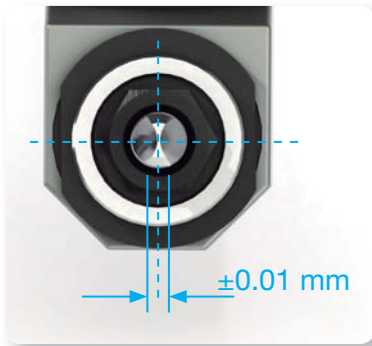
Specialized repair team with extensive experience, at your disposal to service all kind of high frequency spindles.

Equipe d'assistance technique spécialisée avec une vaste expérience, à votre disposition pour réparation de tous les types de broches à haute fréquence.

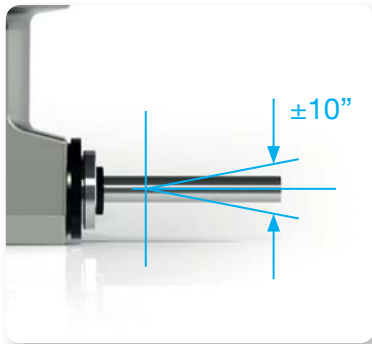
Reparto specializzato di assistenza tecnica con una vasta esperienza, alla vostra disposizione per dare servizio a tutti i tipi di mandrini ad alta frequenza.

Precision


Maximum misalignment



Angle tolerance



Max. runout inside the spindle



Quality procedures

- Progressive warm up increasing to full speed: Temperature, speed, noise, leakage and vibration control.
- Main dimensions control with Coordinate Measuring Machine for all products.
- Quality certificate on delivery.

- Accélération progressive jusqu'à la vitesse maximale, contrôle de température, vitesse, bruit, fuites et vibrations.
- Contrôle des principales dimensions avec machine à mesurer CNC.
- Livraison du certificat de qualité.

- Progressivo aumento a tutta velocità: Controllo di temperatura, velocità, rumorosità, perdite e vibrazioni.
- Controllo dimensione su tutti i prodotti con macchina per misure a coordinate.
- Certificato di qualità sulla consegna.



Certificate ISO 9001:2008 since 1999.

Certificat ISO 9001:2008 depuis le 1999.

Certificato ISO 9001: 2008 da 1999.



100% Tested



Global services

- Specialized technical assistance team with extensive experience at your disposal.
- Repair service includes: disassembly, inspection, quote, replacement, rebuilt and dynamic tests, all in a shortest delivery time frame.
- Preventive maintenance.
- For our existing customers, we will inspect and repair non Madala products upon request.
- Express service, when required.

- Une équipe spécialisée en assistance technique et avec une vaste expérience est mis à votre disposition.
- La réparation comprend: démontage, inspection, devis, remplacement des éléments abimés, remontage et essais dynamiques, tout dans les plus brefs délais.
- Maintenance preventive.
- Seulement pour nos clients, nous réparons tous les types de produits qu'ils soient ou non de notre fabrication.
- Service express, si nécessaire.

- Servizio di assistenza tecnica con team specializzato con una vasta esperienza a vostra disposizione.
- Il servizio di riparazione comprende: smontaggio, verifica tecnica, quotazione, sostituzione, rodaggio e collaudo, il tutto in una consegna breve.
- Manutenzione preventiva
- Per i nostri clienti offriamo servizio di riparazione anche su prodotti non di nostra produzione.
- Servizio espresso, su richiesta.



Everything is possible

Customized products for Innovative solutions: We match the tool to the part and the machine.

Our team of engineers and technicians are working to create new products which enhance the machine capability and increase the productivity of our customers.

55 years of experience

in the development of special products.

55 ans d'expérience dans le développement de produits spéciaux.

55 anni di esperienza nello sviluppo di prodotti speciali.

Successful technical experience

and market knowledge.

Réussi savoir-faire technique et connaissance du marché.

Esperienza tecnica e successo di mercato.

Engineers and technicians

working together.

Ingenieurs et techniciens qui travaillent ensemble.


Ingenieri e tecnici che lavorano assieme.

Ingenuity and open mind

to find the best solutions.

Ingéniosité et l'esprit ouvert pour trouver les meilleures solutions.

L'ingegno e la mente aperta per trovare le migliori soluzioni.



Continuous innovation: We ensure close cooperation with our customers worldwide.



Innovation non-stop:

Nous assurons une étroite coopération avec nos clients dans le monde entier.

Innovazione continua:

Garantiamo una stretta collaborazione con i nostri clienti in tutto il mondo.

Live tooling available for:

Citizen, DMG, Doosan, Hanwha, Maier, Manurhin, Miyano, Nexturn, Nomura, Star, Tornos, Tsugami and many more.



Axial



Axial offset



Axial speeder



Axial reducer



Axial IC



Axial offset IC



Radial double output



Radial 90°



Fixed angle



Radial 90° speeder



Radial 90° reducer



Radial set back IC



Radial adjustable



Axial multiple spindles



Axial offset reducer



Radial multiple outputs



Saw-mill



Axial multiple spindles IC



Polygon maker



Thread whirling



Gear hobbing



Axial saw-mill



Radial "Y" axis